



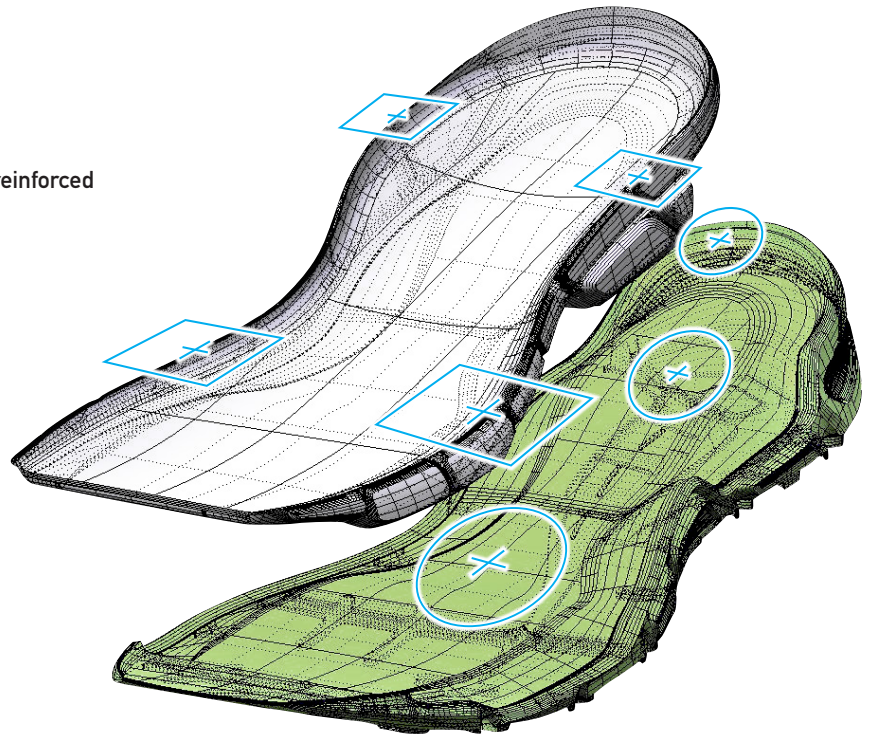
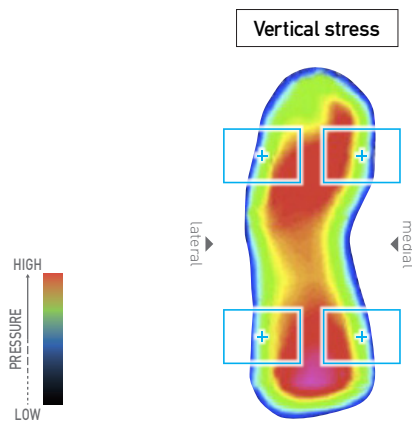
MIZUNO SYNCHRO SOLE CONCEPT

It consists of two-piece midsole whose top and bottom wedge midsoles use differently featured materials. The top midsole works as a stable platform to avoid the foot sink down too much. The bottom midsole provides ultra soft cushion, resilient response, smooth transition from heel to toe. Each midsole is shaped strategically in 3D construction and that provides the most optimized foot-stride.

Top midsole

► Stability

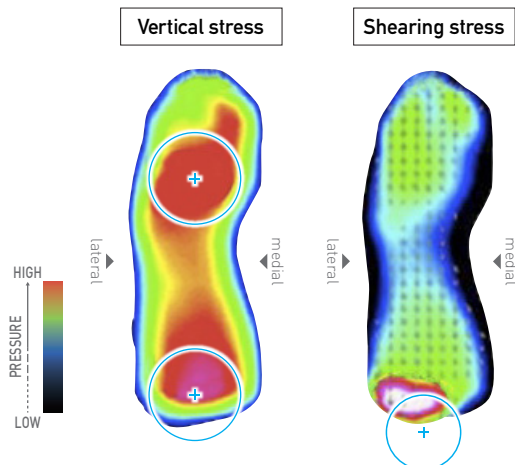
Both sides of the midsole are strongly hardened and reinforced to offer the increased stability for the foot.



Bottom midsole

► Cushioning

The pressure from the ground is strong in the center of the foot. The back of the lateral side of heel also has the bigger shearing stress. U4icX is widely used in those areas where you need the most enhanced cushioning during your run.



► Ride

The surface of the midsole is naturally smoothed from heel to toe, to provide the most optimized guidance ride.

